











# TOP SEALER

## MANUAL TOP-SEALER MODELS & SIZES


### TOP SEALER – TS 150

Sub Model	80C	95C	123C	101T
Container shape				
Periphery size (mm)	80 mm dia	95 mm dia	123 mm dia	136 x 101
Container Capacity	100/150/ 200/250/ 300 ml	110/230/ 300/350/ 450 ml	180/300/ 480/500/ 750/1000 ml	38/45/52 mm depth
Heater (W)	200 – 300	200 – 300	200 - 300	200 – 300


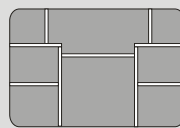
### TOP SEALER – TS 200

Sub Model	142T	142T2P	69-2C	SW85	SW75	80-2C
Container shape						
Periphery size (mm)	190 x 142	190 x 142	Dia 69	200 x 85	170 x 75	D14-80
Container Capacity	38/48/52/75 mm depth	48 mm depth	30/60/80 /200 depth	100 mm depth	80 mm depth	38/45/52 /mm depth
Heater (W)	400 – 600	400 – 600	2 x 150	250 – 350	250-350	2 x 2 50


### TOP SEALER – TS 275

Sub Model	
Container shape	
Periphery size (mm)	300 x 200
Container Capacity	35 mm depth
Heater (W)	700 – 800

### TOP SEALER – TS 300

Sub Model	5P	8P
Container shape		
Periphery size (mm)	300 x 225	300 x 225
Container Capacity	5 portions	8 portions
Heater (W)	700 – 800	700 – 800

### TOP SEALER – TS 250

Sub Model	142T
Container shape	
Periphery size (mm)	190 x 142
Container Capacity	38/48/52/75 mm depth
Heater (W)	400 – 600